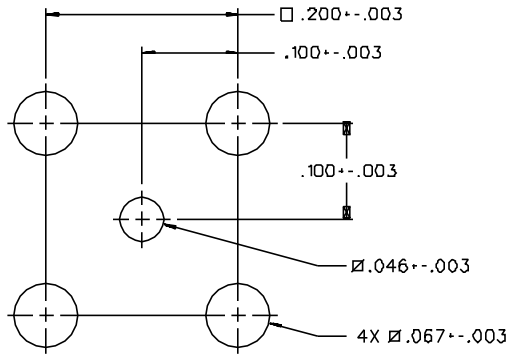
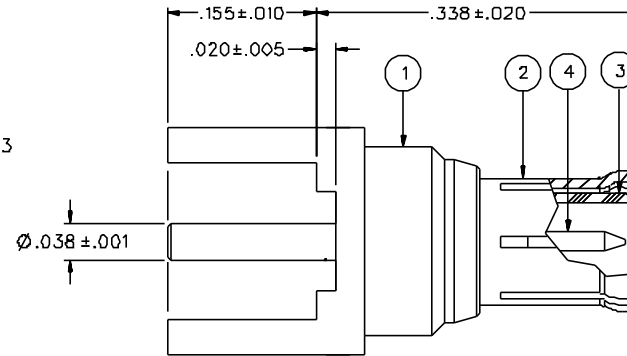
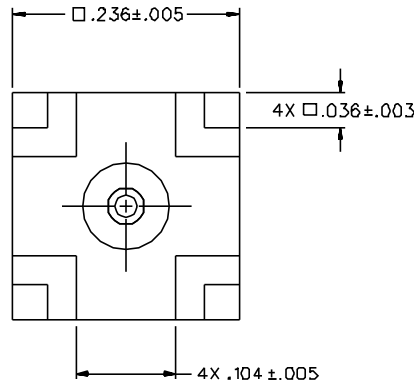


PART NUMBER	ITEM ① BASE	ITEM ② INTERFACE	ITEM ③ INSULATOR	ITEM ④ CONTACT
133-3801-201	BRASS GOLD PL .00001 MIN OVER NICKEL PL .00005 MIN OVER COPPER PL .00005 MIN	BERYLLIUM COPPER GOLD PL .00003 MIN OVER NICKEL PL .00005 MIN OVER COPPER PL .00005 MIN	TEFLON	BRASS GOLD PL .00003 MIN OVER NICKEL PL .00005 MIN OVER COPPER PL .00005 MIN
133-3801-206	BRASS NICKEL PL .0001 MIN OVER COPPER PL .00005 MIN	BERYLLIUM COPPER NICKEL PL .0001 MIN OVER COPPER PL .00005 MIN	TEFLON	BRASS GOLD PL .00003 MIN OVER NICKEL PL .00005 MIN OVER COPPER PL .00005 MIN



MOUNTING HOLE LAYOUT



NOTES:

1. SPECIFICATIONS:

IMPEDANCE: 50 OHMS
 FREQUENCY RANGE: 0-6 GHz
 VSWR: NOT APPLICABLE
 WORKING VOLTAGE: 335 VRMS MAX AT SEA LEVEL
 DIELECTRIC WITHSTANDING VOLTAGE: 1000 VRMS MIN AT SEA LEVEL
 INSULATION RESISTANCE: 10000 MEGOHM MIN
 CONTACT RESISTANCE:
 CENTER CONTACT - INITIAL 5 MILLIOHM MAX, AFTER ENVIRONMENTAL 8 MILLIOHM MAX
 OUTER CONDUCTOR - GOLD PLATED INITIAL 1 MILLIOHM MAX, AFTER ENVIRONMENTAL 1.5 MILLIOHM MAX
 NICKEL PLATED INITIAL 2.5 MILLIOHM MAX, AFTER ENVIRONMENTAL 3.5 MILLIOHM MAX
 BRAID TO BODY - NOT APPLICABLE
 CORONA LEVEL: 250 VOLTS MINIMUM AT 70,000 FEET
 INSERTION LOSS: NOT APPLICABLE
 RF LEAKAGE: NOT APPLICABLE
 RF HIGH POTENTIAL WITHSTANDING VOLTAGE: 600 VRMS AT 4 AND 7 MHZ

MECHANICAL:

ENGAGE/DISENGAGE FORCE: 5.6 LBS MAX ENGAGEMENT
 1.0 LB MIN DISENGAGEMENT
 8.0 LBS MAX DISENGAGEMENT
 CONTACT RETENTION FORCE: 2.3 LBS MIN AXIAL FORCE
 CONTACT RETENTION TORQUE: NOT APPLICABLE
 COUPLING MECHANISM RETENTION: 20 LBS MIN AXIAL FORCE
 CABLE ACCEPTABILITY: NOT APPLICABLE
 CABLE HEX CRIMP SIZE: NOT APPLICABLE
 CABLE RETENTION: NOT APPLICABLE
 DURABILITY: 500 CYCLES MIN

ENVIRONMENTAL:

(MEETS OR EXCEEDS THE APPLICABLE PARAGRAPH OF MIL-C-39012)
 THERMAL SHOCK: MIL-STD-202, METHOD 107, CONDITION F
 OPERATING TEMPERATURE: -65 DEG C TO 165 DEG C
 CORROSION: MIL-STD-202, METHOD 101, CONDITION B
 SHOCK: MIL-STD-202, METHOD 213, CONDITION B
 VIBRATION: MIL-STD-202, METHOD 204, CONDITION B
 MOISTURE: MIL-STD-202, METHOD 106

DRAWING NO.	
C - 133-3801-201/210	
0 REVISIONS	
ENGINEERING RELEASE	
1	7-26-96 R H B L B B B B B-9-96 ECN 44166
CHANGED: 5.6 LBS MAX ENGAGEMENT WAS 3.4 LBS, 1.0 LB MIN DISENGAGEMENT WAS 5 LBS TYPICAL, 2.3 LBS RETENTION WAS 4 LBS	
1a	10-5-00 R H B L B B B B B-21-00 ECN 47338
VERSION UPDATE	
* REVISION NUMBER FOLLOWED BY AN ALPHA *	
* CHARACTER INDICATES DRAWING CLARIFICATION *	
* CAUTION OR PART NUMBER ADDITION ONLY *	
1b	3-8-01 R H B L B B B B B-47578

CUSTOMER DRAWING

THIS DRAWING TO BE INTERPRETED PER ANSI Y 14.5M - 1982

"μSTATION"

COMPANY CONFIDENTIAL

TOLERANCE UNLESS OTHERWISE SPECIFIED		DRAWN BY	DATE	299 Johnson Ave. P.O. Box 1732 Waseca, MN 56093-0832
DECIMALS	mm	SWC	5-2-96	
.XX		CHECKED BY	DATE	TITLE PLUG ASSEMBLY STRAIGHT PC MOUNT MCX
.XXX		SWC	7-26-96	
MATL		APPROVED BY	DATE	CODE NO. DRAWING NO. C - 133-3801-201/210
		TAK	8-5-96	
FINISH		APPROVED BY	DATE	SCALE 10:1 U/M INCH SHEET 2 OF 2
		RJB	8-5-96	
		RELEASE DATE	8-9-96	